
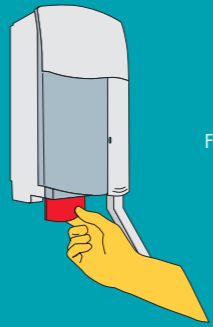
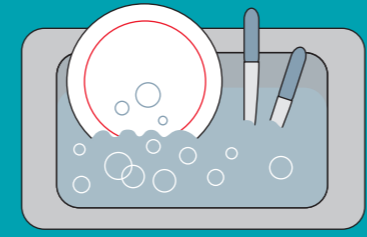



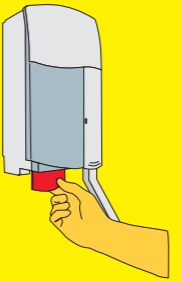
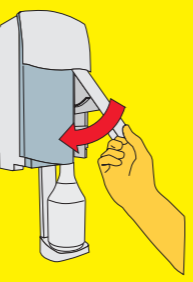




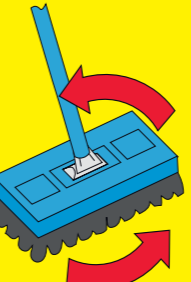

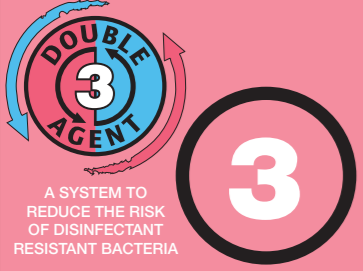

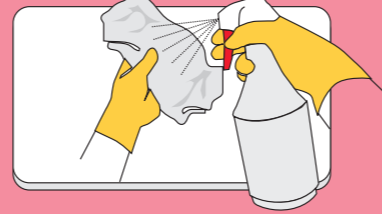









CATERING HYGIENE SYSTEM

Product Code	Main Use	Application		Cleaning Method		Finish		Health & Safety		
 1 4	<p>For manual washing of pots, pans, crockery and utensils. Effectively removes grease and dried on soiling.</p> <p>Antibacterial formulation offers excellent soil removal and foaming properties. The product passes British Standard BSEN1276. Effective against E.Coli under the European Suspension Test.</p>	 Follow directions for use of sink fill dispenser on wall chart.		 Immerse crockery and utensils. Leave plates to soak.		 Wipe plates with cloth or scouring pad.		 Rinse items with hot fresh water and allow to drain dry.		<p>Danger. Causes skin irritation. Causes serious eye damage. Wear eye protection. Wear protective gloves. Wash contaminated skin thoroughly after handling. IF ON SKIN: Wash with plenty of water. If skin irritation occurs, get medical advice/attention. IF IN EYES: Rinse cautiously with water for several minutes. Remove contact lenses, if present and easy to do. Continue rinsing. Immediately call a POISON CENTRE/doctor. Take off contaminated clothing and wash it before reuse. Dispose of contents/container in accordance with local regulations.</p> <p>Data Sheet No: N4 Data Sheet No: N5</p>
POTWASH DETERGENT										
 2	<p>For heavy duty cleaning of floors, walls and hard surfaces, external areas of ovens, canopy ranges, extraction filters, baking trays, fat fryers, and spit rotisseries.</p>	 Bucket Follow directions for use of sink fill dispenser on wall chart.	 Flask Follow directions for use of bottle fill dispenser on wall chart.	 Bucket When bucket is filled with hot water, immerse clean mop head into solution and wring out mop thoroughly in wringer/sieve.	 Flask Spray product onto damp clean cloth / paper wipe. Apply wipe to surface and clean thoroughly. For heavy soiling use green scourer.	 Bucket Apply mop to the floor and wipe from side to side avoiding the skirting floor edging (for fat fryers and canopies refer to hygiene organiser method of cleaning card).	 Flask With fresh paper wipe or rinsed cloth rewipe surface.	 Bucket Deck scrub floors if necessary, rinse mop thoroughly in fresh water. Mop floor area with clean mop, leave to air dry.	 Flask Wipe with paper wipe area to be cleaned and allow to air dry for a streak free finish.	<p>Danger. Harmful if swallowed. Causes skin irritation. Causes serious eye damage. Wash contaminated skin thoroughly after handling. Do not eat, drink or smoke when using this product. Wear protective gloves, eye and face protection. IF SWALLOWED: Immediately call a POISON CENTRE/doctor. Rinse mouth. IF ON SKIN: Wash with plenty of water. If skin irritation occurs, get medical advice/attention. Take off contaminated clothing and wash it before reuse. IF IN EYES: Rinse cautiously with water for several minutes. Remove contact lenses, if present and easy to do. Continue rinsing. Dispose of contents/container in accordance with national regulations.</p> <p>Data sheet: N3</p>
HEAVY DUTY CLEANER & DEGREASER										
 3	<p>Use in catering kitchen areas, food surfaces, microwaves, fridges, freezers, shelves, walls, ideal for use in hospital wards, nursing homes and washrooms. Passes BSEN1276, effective against MRSA, Listeria, Salmonella and E-coli at 20°C after 5 minutes contact time. Passes BS5929 (1984) triangle taint test. Non-tainting. Effective against C.Diff under BSEN13704.</p> <p>Regulation (EC) No 396/2005 Maximum Residue Levels. The biocide in this product (Benzalkonium Chloride) has an MRL of 0.1ppm. and therefore food preparation surfaces must be rinsed thoroughly with clean water after disinfection.</p>	 With a clean cloth or paper wipe/remove food debris from all surfaces.		 Apply cleaner to clean cloth or paper wipe and wipe surfaces/under edges and sides of equipment.		 Rinse cloth in clean water. Re-apply product to cloth or fresh paper wipe and repeat cleaning application to fully sanitize surface.		 Allow to air dry before commencing food preparation.		<p>Danger. Harmful if swallowed. Causes severe skin burns and eye damage. Very toxic to aquatic life. Toxic to aquatic life with long lasting effects. Wash contaminated skin thoroughly after handling. Do not eat, drink or smoke when using this product. Avoid release to the environment. IF SWALLOWED: Immediately call a POISON CENTER/doctor. IF SWALLOWED: Rinse mouth. Do NOT induce vomiting. IF ON SKIN (or hair): Take off immediately all contaminated clothing. Rinse skin with water/shower. IF INHALED: Remove person to fresh air and keep comfortable for breathing. IF IN EYES: Rinse cautiously with water for several minutes. Remove contact lenses, if present and easy to do. Continue rinsing. Immediately call a poison centre/doctor. Wash contaminated clothing before reuse. Collect spillage. Store locked up. Dispose of contents/container in accordance with national regulations. Wear eye protection.</p> <p>Data sheet No: N8 Data sheet No: DA1/DA2</p>
SURFACE CLEANER & SANITIZER										
 8	<p>Wall tiles and all stainless steel surfaces/equipment.</p>	 Spray product onto paper wipe.		 Apply, wipe and clean surface thoroughly.		 Reverse paper wipe or use fresh paper wipe.		 Wipe and buff to a streak free finish.		<p>Warning. Causes skin irritation. Wash contaminated skin thoroughly after handling. Wear protective gloves. IF ON SKIN: Wash with plenty of water. If skin irritation occurs, get medical advice/attention. Take off contaminated clothing and wash it before reuse. Keep out of reach of children. N.B. The product in it's diluted state is not classified</p> <p>Data sheet: N6</p>
WINDOW & STAINLESS STEEL CLEANER										